

Applique machine.



Figure 1

Cut out the shape to be applied and finger press the hem under, figure 1, pin in place and if you wish baste, figure 2.




Figure 2




Figure 3

Use a matching thread and set the machine to a small zig zag (see the sewing machine instructions for this) line up the needle by the piece to be applied , figure 3, secure the thread stitch round carefully use a stiletto to help keep the hem in place as you sew secure the thread when you have gone all the way round. Figure 4.




Figure 4